

926681-1 ✓ ACTIVE

MATE-N-LOK | Universal MATE-N-LOK

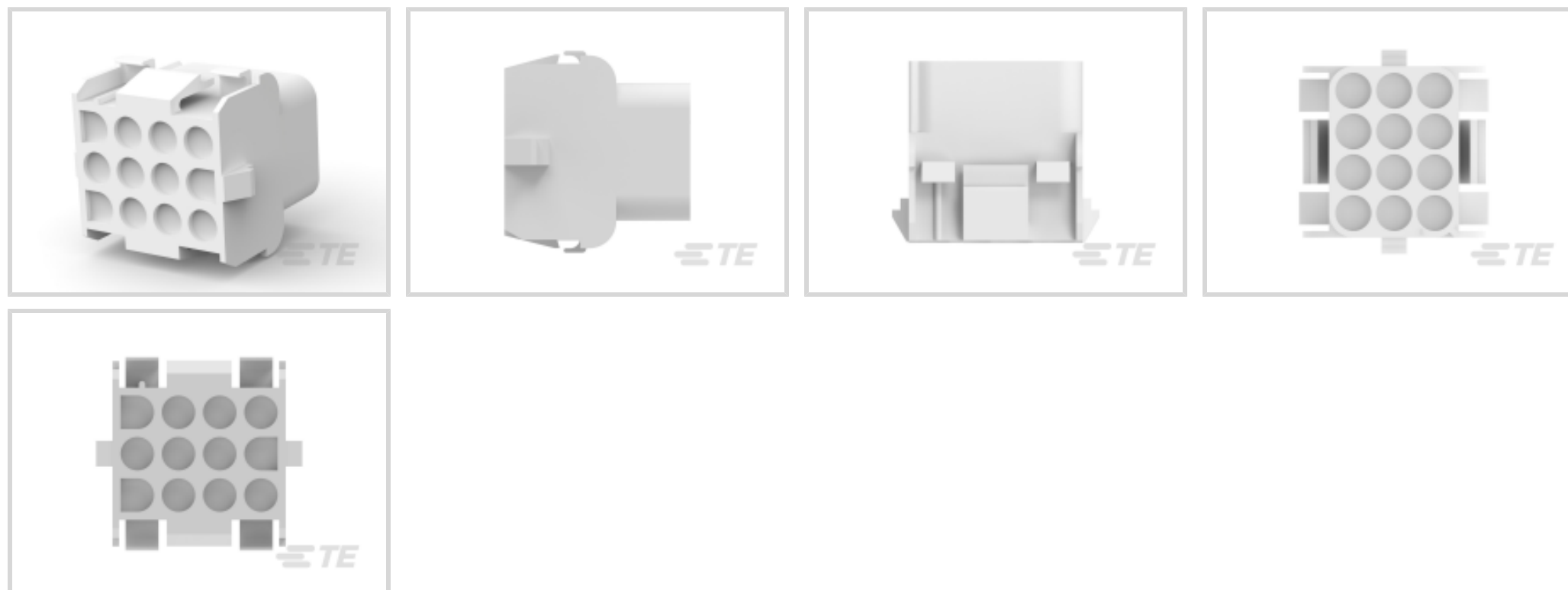
TE Internal #: 926681-1

Rectangular Power Connectors, Housing, Receptacle, Wire-to-Panel / Wire-to-Wire, 12 Position, 6.35 mm [.25 in] Centerline, Universal MATE-N-LOK

[View on TE.com >](#)



Connectors > Power Connectors > Rectangular Power > Rectangular Power Connectors



Rectangular Power Connector Type: **Housing**

Connector & Housing Type: **Receptacle**

Connector System: **Wire-to-Panel, Wire-to-Wire**

Number of Positions: **12**

Centerline (Pitch): **6.35 mm [.25 in]**

## Features

### Product Type Features

|                                   |                             |
|-----------------------------------|-----------------------------|
| Rectangular Power Connector Type  | Housing                     |
| Connector & Housing Type          | Receptacle                  |
| Connector System                  | Wire-to-Panel, Wire-to-Wire |
| Sealable                          | No                          |
| Connector & Contact Terminates To | Wire & Cable                |

### Configuration Features

|                     |    |
|---------------------|----|
| Number of Positions | 12 |
| Number of Rows      | 3  |

### Electrical Characteristics

|                   |         |
|-------------------|---------|
| Operating Voltage | 600 VAC |
|-------------------|---------|

### Contact Features

|                                  |         |
|----------------------------------|---------|
| Contact Layout                   | Matrix  |
| Multiple Contact Types           | Without |
| Contact Retention Within Housing | Without |



|              |     |
|--------------|-----|
| Contact Type | Pin |
|--------------|-----|

### Termination Features

|                                    |       |
|------------------------------------|-------|
| Termination Method to Wire & Cable | Crimp |
|------------------------------------|-------|

### Mechanical Attachment

|                     |      |
|---------------------|------|
| Panel Mount Feature | With |
|---------------------|------|

|                          |              |
|--------------------------|--------------|
| Panel Mount Feature Type | Patch & Tabs |
|--------------------------|--------------|

|                         |             |
|-------------------------|-------------|
| Connector Mounting Type | Panel Mount |
|-------------------------|-------------|

### Housing Features

|                    |                  |
|--------------------|------------------|
| Centerline (Pitch) | 6.35 mm [.25 in] |
|--------------------|------------------|

|               |         |
|---------------|---------|
| Housing Color | Natural |
|---------------|---------|

|                  |        |
|------------------|--------|
| Housing Material | PA 6.6 |
|------------------|--------|

### Dimensions

|                    |                  |
|--------------------|------------------|
| Row-to-Row Spacing | 6.35 mm [.25 in] |
|--------------------|------------------|

|                 |                              |
|-----------------|------------------------------|
| Panel Thickness | .76 – 2.29 mm [.03 – .09 in] |
|-----------------|------------------------------|

|       |                    |
|-------|--------------------|
| Width | 31.75 mm [1.24 in] |
|-------|--------------------|

|        |                    |
|--------|--------------------|
| Height | 27.43 mm [1.08 in] |
|--------|--------------------|

|        |                 |
|--------|-----------------|
| Length | 25 mm [.984 in] |
|--------|-----------------|

### Usage Conditions

|                             |                             |
|-----------------------------|-----------------------------|
| Operating Temperature Range | -55 – 105 °C [-67 – 221 °F] |
|-----------------------------|-----------------------------|

### Operation/Application

|                              |         |
|------------------------------|---------|
| Assembly Integration Feature | Without |
|------------------------------|---------|

|                     |                |
|---------------------|----------------|
| Circuit Application | Power & Signal |
|---------------------|----------------|

### Identification Marking

|                                |         |
|--------------------------------|---------|
| Circuit Identification Feature | Without |
|--------------------------------|---------|

### Industry Standards

|                        |          |
|------------------------|----------|
| UL Flammability Rating | UL 94V-2 |
|------------------------|----------|

|                  |                               |
|------------------|-------------------------------|
| Glow Wire Rating | Standard Part - Not Glow Wire |
|------------------|-------------------------------|

|                        |        |
|------------------------|--------|
| Agency/Standard Number | E28476 |
|------------------------|--------|

|                 |         |
|-----------------|---------|
| Agency/Standard | CSA, UL |
|-----------------|---------|

|           |            |
|-----------|------------|
| UL Rating | Recognized |
|-----------|------------|

|            |     |
|------------|-----|
| VDE Tested | Yes |
|------------|-----|



### Packaging Features

|                    |     |
|--------------------|-----|
| Packaging Method   | Box |
| Packaging Quantity | 450 |

### Product Compliance

[For compliance documentation, visit the product page on TE.com>](#)

|   |   |
|---|---|
| EU RoHS Directive 2011/65/EU                  | Compliant   |
| EU ELV Directive 2000/53/EC                   | Compliant   |
| China RoHS 2 Directive MIIT Order No 32, 2016 | No Restricted Materials Above Threshold   |
| EU REACH Regulation (EC) No. 1907/2006        | Current ECHA Candidate List: JUNE 2022 (224)<br>Candidate List Declared Against: JUNE 2022 (224)<br>Does not contain REACH SVHC |
| Halogen Content                               | Low Halogen - Br, Cl, F, I < 900 ppm per homogenous material. Also BFR/CFR/PVC Free   |
| Solder Process Capability                     | Not applicable for solder process capability  |

#### Product Compliance Disclaimer


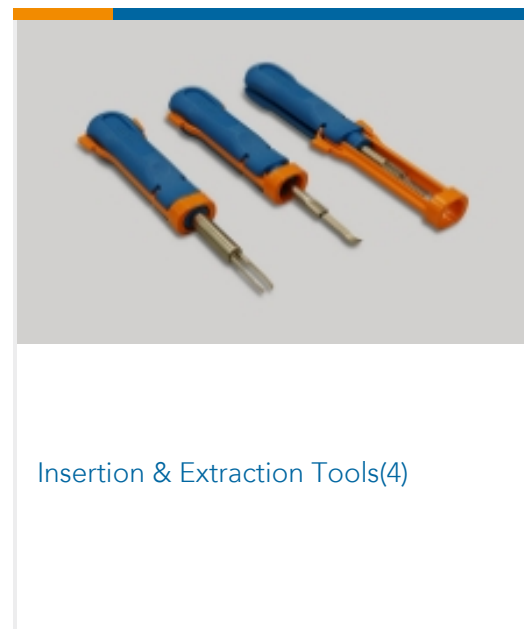
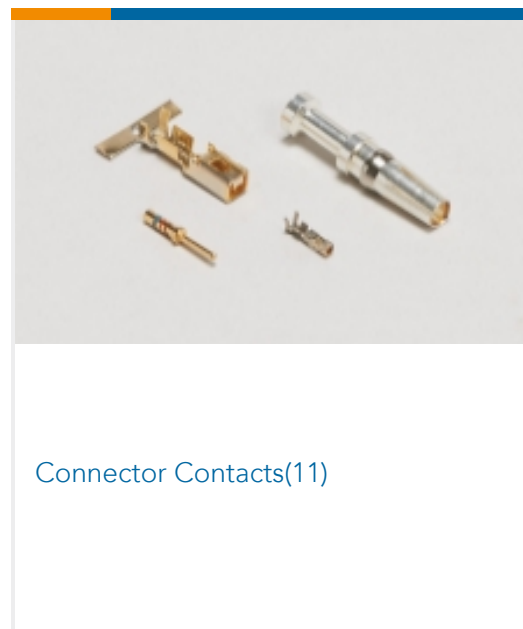

This information is provided based on reasonable inquiry of our suppliers and represents our current actual knowledge based on the information they provided. This information is subject to change. The part numbers that TE has identified as EU RoHS compliant have a maximum concentration of 0.1% by weight in homogenous materials for lead, hexavalent chromium, mercury, PBB, PBDE, DBP, BBP, DEHP, DIBP, and 0.01% for cadmium, or qualify for an exemption to these limits as defined in the Annexes of Directive 2011/65/EU (RoHS2). Finished electrical and electronic equipment products will be CE marked as required by Directive 2011/65/EU. Components may not be CE marked. Additionally, the part numbers that TE has identified as EU ELV compliant have a maximum concentration of 0.1% by weight in homogenous materials for lead, hexavalent chromium, and mercury, and 0.01% for cadmium, or qualify for an exemption to these limits as defined in the Annexes of Directive 2000/53/EC (ELV). Regarding the REACH Regulation, the information TE provides on SVHC in articles for this part number is based on the latest European Chemicals Agency (ECHA) 'Guidance on requirements for substances in articles' posted at this URL: <https://echa.europa.eu/guidance-documents/guidance-on-reach>


### Compatible Parts

|  |   |   |  |
|--|---|---|--|
|  <p>TE Part # 350829-4<br/>12P UMNL HDR ASSY PC 94VO LF</p> |  <p>TE Part # 770041-1<br/>12P UMNL II PLUG-FRONT 94VO</p> |  <p>TE Part # 350433-4<br/>12P UMNL PIN HDR ASSY NATL LF</p> |  <p>TE Part # 350737-1<br/>12P UMNL PIN HDR ASSY 94VO</p> |
|--|---|---|--|




Also in the Series | **Universal MATE-N-LOK**






Rectangular Boots &amp; Strain Relief(35)



Rectangular Connector Adapters(7)



Rectangular Connector Hardware(1)




Rectangular Connector Housings(2)



Rectangular Connector Keying Plugs(3)



Rectangular Connector Locking(4)



Rectangular Connector Seals(26)



Rectangular Power Connectors(728)

## Documents

### Product Drawings

[UNIV.M-N-L.CAP HSG.](#)

English

### CAD Files

[3D PDF](#)

English

Customer View Model

[ENG\\_CVM\\_926681-1\\_B2.2d\\_dxf.zip](#)

English

Customer View Model

[ENG\\_CVM\\_926681-1\\_B2.3d\\_igs.zip](#)

English

Customer View Model

[ENG\\_CVM\\_926681-1\\_B2.3d\\_stp.zip](#)

English

[3D PDF](#)

3D

Customer View Model

[ENG\\_CVM\\_CVM\\_926681-1\\_A.2d\\_dxf.zip](#)

English

Customer View Model

[ENG\\_CVM\\_CVM\\_926681-1\\_A.3d\\_igs.zip](#)

English

Customer View Model

[ENG\\_CVM\\_CVM\\_926681-1\\_A.3d\\_stp.zip](#)



English

By downloading the CAD file I accept and agree to the [Terms and Conditions](#) of use.

### Datasheets & Catalog Pages

[2\\_PIECE\\_POWER\\_CONNECTORS\\_qrg\\_4-1773458-1](#)

English

### Product Specifications

[Application Specification](#)

German